



OTTAWA COUNTY, OHIO  
GENERAL ELECTION  
NOVEMBER 5, 1991

Wednesday, November 6, 1991 - 12:41:38

**OFFICIAL**



PORT CLINTON CITY MUNICIPAL COURT JUDGE

OTTAWA COUNTY, OHIO  
 GENERAL ELECTION  
 NOVEMBER 5, 1991

F H K W  
 R A E E  
 E N N I  
 D Y T S  
 E , O  
 R N  
 I I  
 C I P  
 K .

**OFFICIAL**

**OFFICIAL**

VOTES  
 CAST

PORT CLINTON



001 PORT CLINTON 1A	97	69	23
002 PORT CLINTON 1B	117	86	27
003 PORT CLINTON 1C	254	189	62
004 PORT CLINTON 2	197	138	53
005 PORT CLINTON 3	209	157	44
006 PORT CLINTON 4A	145	109	29
007 PORT CLINTON 4B	150	96	45
008 PORT CLINTON 5	166	123	42
009 PORT CLINTON 6A	166	125	38
010 PORT CLINTON 6B	177	120	50
011 PORT CLINTON 7A	168	114	51
012 PORT CLINTON 7B	121	80	35
013 PORT CLINTON 7C	97	69	21
-----			
TOTAL PORT CLINTON	2064	1475	520

ALLEN

014 ALLEN 4	66	29	29
015 ALLEN 1A	131	73	41
016 ALLEN 1B	158	88	60
017 ALLEN 2	150	81	54
018 ALLEN 3A	115	61	38
019 ALLEN 3B	120	62	47
-----			
TOTAL ALLEN	740	394	269

BAY

020 BAY 1	162	111	49
021 BAY 2	144	92	47
-----			
TOTAL			



-----

-----

-----

BAY	306	203	96
-----	-----	-----	----

BENTON

022 BENTON 1	97	63	31
023 BENTON 2	241	144	90
024 BENTON 3	183	88	88
025 BENTON 4	231	169	54

---

TOTAL BENTON	752	464	263
-----------------	-----	-----	-----

CARROLL

026 CARROLL 1	229	143	80
027 CARROLL 2	232	119	97
028 CARROLL 3	167	97	61

---

TOTAL CARROLL	628	359	238
------------------	-----	-----	-----

CATAWBA

029 CATAWBA 1A	216	177	35
030 CATAWBA 1B	225	192	31
031 CATAWBA 2	179	147	29
032 CATAWBA 3	199	163	30
033 CATAWBA 4	179	145	28
034 CATAWBA 5	71	46	24

---

TOTAL CATAWBA	1069	870	177
------------------	------	-----	-----

CLAY

035 CLAY 1	165	108	47
036 CLAY 2	192	105	80
037 CLAY 3A	164	82	69
038 CLAY 3B	115	54	52
039 CLAY 4	122	61	51
040 CLAY 5	97	40	50
041 CLAY 6	118	64	44
042 CLAY 7	165	81	66
043 CLAY 8	122	61	47
044 CLAY 9	101	57	38

---

TOTAL CLAY	1361	713	544
---------------	------	-----	-----

DANBURY

045 DANBURY 1A	182	137	37
046 DANBURY 1B	187	149	23
047 DANBURY 2	167	106	47
048 DANBURY 3	141	103	31
049 DANBURY 4	143	114	21
050 DANBURY 5	108	86	18
051 DANBURY 6	185	144	36
052 DANBURY 7	145	113	29
053 DANBURY 8	95	71	17
054 DANBURY 9	112	82	25
055 DANBURY 10	112	67	38
<hr/>			
TOTAL DANBURY	1577	1172	322

ERIE

056 ERIE 1	84	50	33
057 ERIE 2	122	68	52
<hr/>			
TOTAL ERIE	206	118	85

HARRIS

058 HARRIS 1	171	63	103
059 HARRIS 2	180	61	116
060 HARRIS 3	194	58	129
061 HARRIS 4	140	48	89
062 HARRIS 5	117	63	53
063 HARRIS 6	209	81	119
<hr/>			
TOTAL HARRIS	1011	374	609

PORTAGE

064 PORTAGE 8	175	109	64
065 PORTAGE 9	141	101	38
066 PORTAGE 10	88	66	20
<hr/>			
TOTAL PORTAGE	404	276	122

PUT-IN-BAY

067 PUT-IN-BAY 1	87	64	12
068 PUT-IN-BAY 2	10	6	4

069 PUT-IN-BAY 3	35	20	11
070 PUT-IN-BAY 4	227	140	46
-----			
TOTAL PUT-IN-BAY	359	230	73

SALEM

071 SALEM 1	298	250	44
072 SALEM 2	241	154	78
073 SALEM 3	95	64	28
074 SALEM 4	223	157	61
075 SALEM 5	238	175	54
076 SALEM 6	169	129	36
077 SALEM 7	196	142	46
078 SALEM 8	188	142	39
079 SALEM 9	261	171	71
-----			
TOTAL SALEM	1909	1384	457

=====			
RACE TOTALS	12386	8032	3775

PORT CLINTON CITY MAYOR

OTTAWA COUNTY, OHIO  
 GENERAL ELECTION  
 NOVEMBER 5, 1991

J -  
 E D  
 A  
 N  
 N  
 E  
  
 H  
 U  
 S  
 K  
 E  
 Y

VOTES  
 CAST

PORT CLINTON

001 PORT CLINTON 1A	97	81
002 PORT CLINTON 1B	117	91
003 PORT CLINTON 1C	254	206
004 PORT CLINTON 2	197	135
005 PORT CLINTON 3	209	171
006 PORT CLINTON 4A	145	118
007 PORT CLINTON 4B	150	113
008 PORT CLINTON 5	166	135
009 PORT CLINTON 6A	166	126
010 PORT CLINTON 6B	177	131
011 PORT CLINTON 7A	168	134
012 PORT CLINTON 7B	121	94
013 PORT CLINTON 7C	97	71

TOTAL  
 PORT CLINTON

---

	2064	1606
--	------	------

RACE TOTALS

---

	2064	1606
--	------	------



PORT CLINTON CITY COUNCIL PRESIDENT

OTTAWA COUNTY, OHIO  
 GENERAL ELECTION  
 NOVEMBER 5, 1991

J P  
 A U  
 M F  
 E F  
 S E  
 N  
 A B  
 . E  
 R  
 G  
 E  
 R

VOTES -  
 CAST D

PORT CLINTON

001 PORT CLINTON 1A	97	81
002 PORT CLINTON 1B	117	93
003 PORT CLINTON 1C	254	203
004 PORT CLINTON 2	197	152
005 PORT CLINTON 3	209	169
006 PORT CLINTON 4A	145	106
007 PORT CLINTON 4B	150	114
008 PORT CLINTON 5	166	129
009 PORT CLINTON 6A	166	130
010 PORT CLINTON 6B	177	147
011 PORT CLINTON 7A	168	130
012 PORT CLINTON 7B	121	107
013 PORT CLINTON 7C	97	76
-----		
TOTAL PORT CLINTON	2064	1637
=====		
RACE TOTALS	2064	1637

PORT CLINTON CITY AUDITOR

OTTAWA COUNTY, OHIO  
 GENERAL ELECTION  
 NOVEMBER 5, 1991

N O  
 A '  
 N '  
 C N  
 Y E  
 A  
 L L  
 .  
 -  
 R

VOTES  
 CAST

PORT CLINTON

001 PORT CLINTON 1A	97	75
002 PORT CLINTON 1B	117	88
003 PORT CLINTON 1C	254	198
004 PORT CLINTON 2	197	142
005 PORT CLINTON 3	209	159
006 PORT CLINTON 4A	145	114
007 PORT CLINTON 4B	150	106
008 PORT CLINTON 5	166	129
009 PORT CLINTON 6A	166	129
010 PORT CLINTON 6B	177	138
011 PORT CLINTON 7A	168	121
012 PORT CLINTON 7B	121	84
013 PORT CLINTON 7C	97	75

TOTAL  
 PORT CLINTON                      2064              1558

RACE TOTALS                      2064              1558

PORT CLINTON CITY LAW DIRECTOR

OTTAWA COUNTY, OHIO  
 GENERAL ELECTION  
 NOVEMBER 5, 1991

G W  
 E I  
 O L  
 R B  
 G E  
 E R

VOTES C -  
 CAST . R

PORT CLINTON

001 PORT CLINTON 1A	97	72
002 PORT CLINTON 1B	117	86
003 PORT CLINTON 1C	254	200
004 PORT CLINTON 2	197	141
005 PORT CLINTON 3	209	153
006 PORT CLINTON 4A	145	117
007 PORT CLINTON 4B	150	105
008 PORT CLINTON 5	166	125
009 PORT CLINTON 6A	166	123
010 PORT CLINTON 6B	177	135
011 PORT CLINTON 7A	168	126
012 PORT CLINTON 7B	121	77
013 PORT CLINTON 7C	97	80
-----		
TOTAL PORT CLINTON	2064	1540
=====		
RACE TOTALS	2064	1540

PORT CLINTON CITY COUNCIL MEMBER

OTTAWA COUNTY, OHIO  
 GENERAL ELECTION  
 NOVEMBER 5, 1991

R	C	J	-	J	-	E	-
I	H	A	D	E	R	A	R
C	A	N		F		R	
H	P	E		F		L	
A	M	T		R			
R	A			E		W	
D	N	M		Y		I	
		.				S	
G	-			A		E	
.	D	F		.		M	
		R				A	
		E		W		N	
		N		E			
		C		S			
		H		T			

VOTES  
 CAST

PORT CLINTON

001 PORT CLINTON 1A	57	54	48	44
002 PORT CLINTON 1B	71	64	59	63
003 PORT CLINTON 1C	153	101	180	142
004 PORT CLINTON 2	129	107	91	113
005 PORT CLINTON 3	111	104	121	99
006 PORT CLINTON 4A	92	74	80	83
007 PORT CLINTON 4B	87	97	76	79
008 PORT CLINTON 5	105	102	97	97
009 PORT CLINTON 6A	112	83	80	88
010 PORT CLINTON 6B	103	89	95	100
011 PORT CLINTON 7A	94	97	82	95
012 PORT CLINTON 7B	71	71	59	61
013 PORT CLINTON 7C	54	55	50	51
-----				
TOTAL PORT CLINTON	1239	1098	1118	1115
=====				
RACE TOTALS	1239	1098	1118	1115

ALLEN TOWNSHIP TRUSTEE

OTTAWA COUNTY, OHIO  
 GENERAL ELECTION  
 NOVEMBER 5, 1991

J S  
 A C  
 M H  
 E L  
 S I  
 E  
 P V  
 . E  
 R  
 T

VOTES  
 CAST

ALLEN

014 ALLEN 4	66	53
015 ALLEN 1A	131	111
016 ALLEN 1B	158	141
017 ALLEN 2	150	122
018 ALLEN 3A	115	102
019 ALLEN 3B	120	102

---

TOTAL ALLEN	740	631
----------------	-----	-----

---

RACE TOTALS	740	631
-------------	-----	-----

ALLEN TOWNSHIP CLERK

OTTAWA COUNTY, OHIO  
GENERAL ELECTION  
NOVEMBER 5, 1991

N L  
A E  
O H  
M M  
I A  
N  
L N  
.

VOTES  
CAST

ALLEN

014 ALLEN 4	66	50
015 ALLEN 1A	131	107
016 ALLEN 1B	158	143
017 ALLEN 2	150	121
018 ALLEN 3A	115	100
019 ALLEN 3B	120	96
-----		
TOTAL ALLEN	740	617
=====		
RACE TOTALS	740	617